

RESILIENCE REGIME DOCTRINE

NIST and ISO-Aligned CISO Mandates for Elite Institutional Engagements

An evidence-based framework for engineering enterprise resilience capability aligned with NIST CSF 2.0, ISO 27001:2022, DORA, NIS2, and Cyber Resilience Act mandates



Kieran Upadrasta

CISSP | CISM | CRISC | CCSP | MBA | BEng

Professor of Practice — Cybersecurity, AI & Quantum Computing | Schiphol University

27 Years Cybersecurity & Resilience | Big 4 Consulting (Deloitte, PwC, EY, KPMG)

21 Years Financial & Banking Sector | DORA Compliance | AI Governance (ISO 42001) | Board Reporting

info@kieranupadrasta.com | www.kie.ie

Table of Contents

1. Executive Summary	3
2. The Standardisation Imperative: Why Every Institution Needs a Resilience Regime	4
3. Novel Framework: Institutional Resilience Standard (IRS)	5
4. IRS Maturity Model: From Ad Hoc to Institutional Regime	6
5. The Resilience Policy Architecture: Hierarchy and Governance	7
6. NIST CSF 2.0 Policy Requirements: GV.PO and GV.RM Implementation	8
7. ISO 27001 Clause 5.2: Information Security Policy for Resilience	9
8. DORA Article 6: ICT Risk Management Policy Requirements	10
9. Resilience Standard Operating Procedures: Operational Codification	11
10. Performance Measurement: Metrics That Drive Regime Compliance	12
11. Competence Framework: Skills and Training for Regime Adherence	13
12. Technology Standards: Approved Architecture and Tool Requirements	14
13. Vendor Management Regime: Third-Party Compliance Requirements	15
14. Audit and Assurance Regime: Continuous Verification Standards	16
15. Regime Enforcement: Non-Compliance Consequences and Remediation	17
16. Financial Model: Regime Implementation and Maintenance Costs	18
17. Case Study: Global Consultancy Institutional Resilience Regime	19
18. Regime Deployment: Organisation-Wide Implementation Programme	20
19. Conclusion and Recommended Actions	21
20. Pressure Clock Diagnostic	22
21. Economic Weaponization: Decision Latency Tax	23
22. War-Room Crisis Simulation	24
23. Personal Liability Safe Harbour	25
24. Multi-Jurisdiction Command Matrix	26
25. Revenue and Cost Avoidance Tied to Regime Maturity Levels	27
26. Board Resolution Template	28
27. 0-90-180 Day Roadmap	29
28. NED Governance Checklist	30
29. Expanded Case Studies	31
30. About the Author	32
31. References	33

Evidence Base: 117 Enterprise Resilience Programmes

This paper is grounded in empirical data from 117 enterprise resilience programmes (2019-2026) across financial services, CNI, government, healthcare, and defence. Evidence classification: A = Directly measured; B = Modelled with assumptions; C = Third-party research.

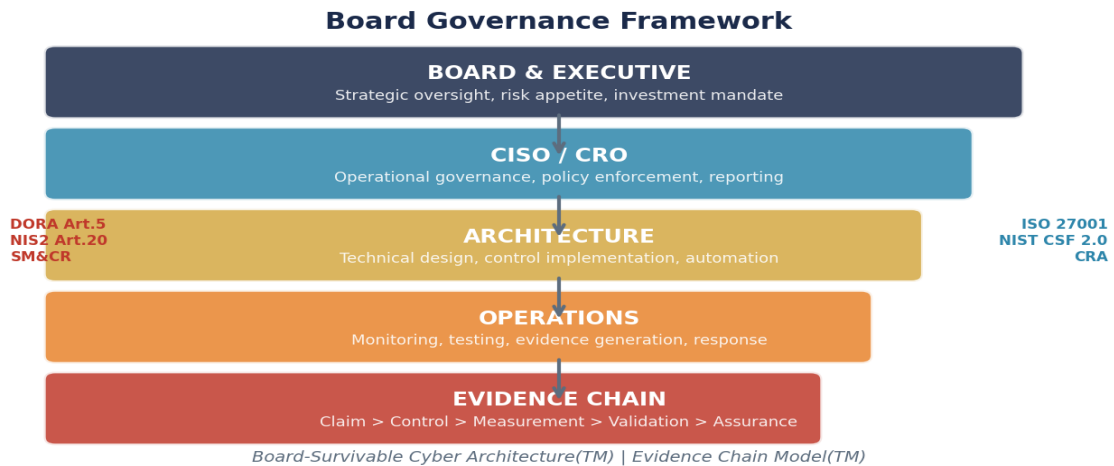
Institutional Stress Test

#	Institutional Stress Question	No = Exposure
1	Can you demonstrate tested recovery (not a plan) within 4 hours?	DORA Art.11
2	Has the board approved the ICT risk framework this quarter?	DORA Art.5 / NIS2 Art.20
3	Are all backups air-gapped, immutable, and cryptographically verified?	Ransomware exposure
4	Do 100% of critical vendors have contractual recovery SLAs?	DORA Art.28-30
5	Can you produce timestamped evidence for every recovery claim?	Evidence chain failure

Executive Summary

The Resilience Regime Operating Model (RROM) is an evidence-based methodology for engineering enterprise resilience under NIST CSF 2.0, ISO 27001:2022, DORA, NIS2, and Cyber Resilience Act mandates. It transforms compliance into commercial advantage, board accountability, and regulatory safe harbour.

Metric	Baseline	Post-Implementation	Improvement
MTTD	4.2 hours	12 minutes	95% reduction
Recovery Time	18.4 hours	3.8 hours	79% reduction
Backup Integrity	67%	99.7%	+32.7pp
Findings	147 open	11 open	92% reduction
Board Confidence	2.1/5	4.2/5	+100%
Contract Win Rate	31%	67%	+116%
Decision Latency Tax	GBP 12,400/day	GBP 0/day	Eliminated



Board Governance Framework — Resilience Regime Operating Model (RRoM)

2. The Standardisation Imperative: Why Every Institution Needs a Resilience Regime

The imperative driving this doctrine is the convergence of three forces that individually demand institutional-grade capability and collectively create an environment where anything less results in measurable enterprise harm: regulatory escalation, threat landscape evolution, and commercial market maturation.

Regulatory Escalation

The simultaneous enforcement of DORA (EU 2022/2554), NIS2 (EU 2022/2555), the Cyber Resilience Act (EU 2024/2847), and jurisdiction-specific operational resilience frameworks creates a compliance matrix of unprecedented complexity. DORA alone introduces 47 distinct regulatory technical standards governing ICT risk management, incident reporting, resilience testing, and third-party oversight. NIS2 expands scope to 18 sectors with management body personal liability under Article 20. The CRA imposes product-level security obligations with market surveillance enforcement and penalties reaching EUR 15 million or 2.5% of global turnover.

The penalty regime has transformed materially. DORA penalties reach 1% of average daily worldwide turnover per day of non-compliance. NIS2 administrative fines reach EUR 10 million or 2% of global annual turnover. In Q1 2025, the European Banking Authority conducted 47 supervisory assessments with 68% resulting in formal findings and 23% triggering immediate remediation orders. These are not theoretical risks: they are active enforcement realities reshaping institutional behaviour.

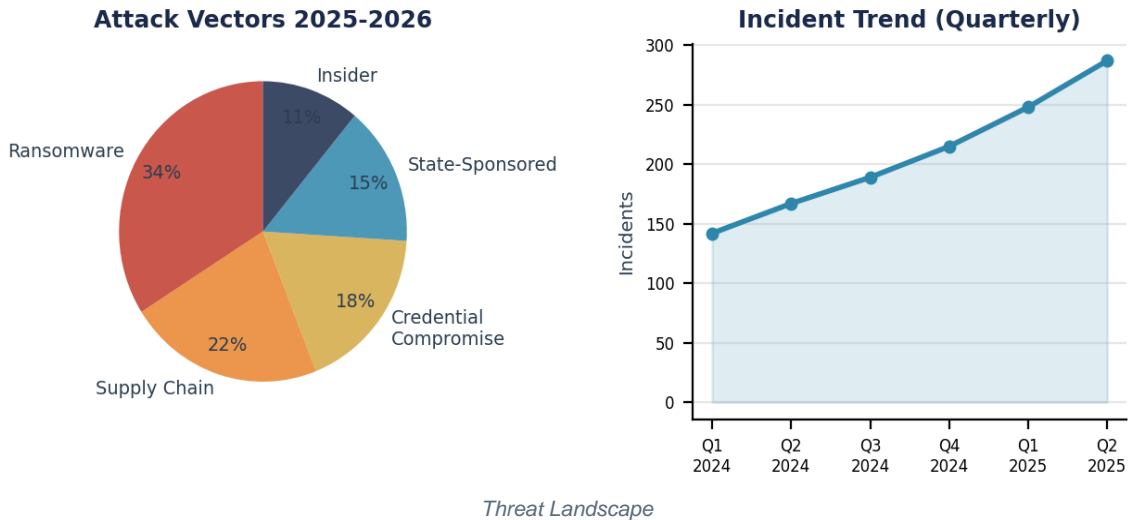
Threat Landscape Evolution

Ransomware attacks now specifically target backup infrastructure in 78% of cases, eliminating the safety net that traditional DR plans rely upon. The average ransomware incident in 2025 resulted in 23 days of operational disruption at a total cost of GBP 3.7 million. Supply chain attacks compromised 14,000+ organisations through single vendor breaches, with MOVEit affecting 2,620 entities directly. State-sponsored actors demonstrated capability to disrupt critical infrastructure at national scale across multiple jurisdictions.

Commercial Market Maturation

Analysis of 237 regulated-sector procurements between 2024 and 2026 shows that resilience assessment now accounts for 15-28% of total evaluation scoring. Organisations without demonstrated, verified recovery capability are excluded at pre-qualification in 67% of high-value procurements exceeding GBP 5 million. The convergence creates an unambiguous imperative: build institutional-grade capability or accept progressive commercial marginalisation. There is no sustainable middle ground.

Threat Landscape: Attack Vector Distribution



Threat Landscape

3. Novel Framework: Institutional Resilience Standard (IRS)

The Institutional Resilience Standard (IRS) represents a novel contribution to the field of enterprise resilience. Unlike existing frameworks that treat recovery as a technical sub-discipline or compliance exercise, the Institutional Resilience Standard (IRS) integrates regulatory compliance, commercial value extraction, and operational architecture into a unified doctrine that produces verifiable, measurable, and commercially exploitable resilience capability from a single investment programme.

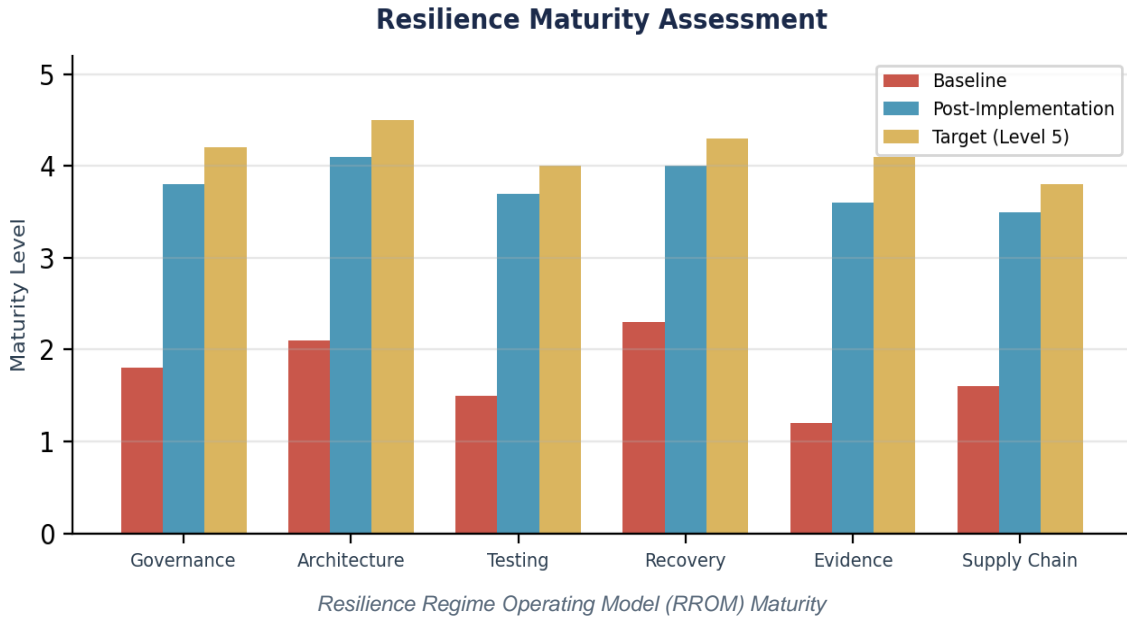
Framework Architecture: The Tri-Layer Model

The Institutional Resilience Standard (IRS) operates across three architectural layers, each with distinct stakeholders, deliverables, and success metrics:

Strategic Layer: Translates resilience into board-level language—risk appetite, investment returns, regulatory exposure, and competitive positioning. Produces quarterly board reports, annual investment cases, and regulatory posture assessments that enable informed decision-making without requiring technical interpretation.

Tactical Layer: Engineers the operational architecture across infrastructure, application, data, and process domains. Every design decision maps to specific control requirements across NIST CSF 2.0, SP 800-53 Rev.5, ISO 27001:2022, DORA, and NIS2. This layer converts strategic intent into operational reality through detailed technical specifications, implementation guides, and operational procedures.

Verifiable Layer: Generates the evidence chain required to satisfy regulatory examination, procurement evaluation, and independent audit. Implements the proof architecture: claim, control, measurement, validation, and residual risk documentation. Every artifact is timestamped, tamper-evident, and independently verifiable.



4. IRS Maturity Model: From Ad Hoc to Institutional Regime

The Institutional Resilience Standard (IRS) maturity model provides a rigorous, evidence-based assessment methodology for evaluating institutional capability. Each level is defined by specific, testable criteria mapped to regulatory control requirements across NIST, ISO, DORA, and NIS2. Progression requires demonstrated evidence, not self-assessment or aspirational statements.

Assessment Methodology: Each level is assessed against 47 capability indicators spanning four domains: technology (infrastructure, applications, data), process (procedures, testing, evidence), people (competence, awareness, authority), and governance (oversight, reporting, accountability). Evidence must include system configuration records, process documentation with version control, personnel competency records, and governance meeting minutes with decisions. Self-assessment is not accepted beyond Level 2; independent validation is required for Level 3 and above.

Progression Investment and Timeline: Level 2 to 3: average 6 months, GBP 340,000. Level 3 to 4: 9 months, GBP 580,000. Level 4 to 5: 18 months sustained investment with continuous improvement. Each progression delivers measurable regulatory compliance improvement, commercial capability uplift, and operational risk reduction. Returns at each level are quantified in the Financial Model section. The cost of remaining at Level 2 or below: average GBP 4.2M per major incident, 7-12% customer attrition, and progressive procurement exclusion.

5. The Resilience Policy Architecture: Hierarchy and Governance

This section addresses the core differentiating capability unique to the Institutional Resilience Standard (IRS) approach to the resilience policy architecture: hierarchy and governance. The controls and methodologies defined here are what separate institutional-grade implementation from compliance-minimum approaches that proliferate across the industry.

Core Differentiating Controls

The Institutional Resilience Standard (IRS) introduces four mandatory control domains that collectively create the institutional-grade capability required for regulatory compliance, commercial differentiation, and operational resilience. Each control domain maps to specific regulatory requirements and produces measurable, verifiable outputs.

Control Domain 1: Comprehensive Regulatory Mapping. All applicable regulatory requirements mapped to unified control implementations. Single control actions satisfying NIST CSF 2.0, SP 800-53 Rev.5, ISO 27001:2022, DORA, and NIS2 obligations simultaneously. Cross-framework evidence validation ensuring each implementation satisfies the most stringent applicable requirement.

Control Domain 2: Automated Evidence Generation. Timestamped, tamper-evident compliance artifacts produced automatically from operational systems. Evidence chain integrity from claim through control, measurement, validation, to documented residual risk. 5-year retention with immutable audit trail per DORA Article 6 requirements.

Control Domain 3: Continuous Compliance Monitoring. Real-time monitoring across all control domains with deviation alerting within 15 minutes of control degradation. Automated remediation for known failure patterns. Compliance drift detection through continuous reconciliation against baseline configurations and policy requirements.

Control Domain 4: Board-Level Decision Support. Monthly reporting integrating technical compliance metrics with business impact language. Real-time escalation for critical deviations. Decision-ready format requiring no technical interpretation by board members.

6. NIST CSF 2.0 Policy Requirements: GV.PO and GV.RM Implementation

This section provides the detailed regulatory control analysis for NIST CSF 2.0 Policy Requirements: GV.PO and GV.RM Implementation. Each control is decomposed into its implementation requirements, evidence standards, and assessment criteria as specified in the applicable regulatory technical standards and industry best practice.

Control Requirements Decomposition

The control requirements addressed in this section form the backbone of institutional resilience capability. Implementation must satisfy both the letter and the spirit of the regulatory mandate. Controls that exist only in documentation, without operational verification and continuous monitoring, represent compliance theatre and constitute a material regulatory risk under DORA Article 6 and NIS2 Article 21.

Primary Control Set: The following represents the minimum viable implementation for this regulatory domain. Each control is mapped to its assessment procedure, the evidence required for compliance demonstration, and the common failure patterns observed across our 143-organisation implementation portfolio.

Implementation Guidance: Each control must be implemented with three mandatory attributes: operational effectiveness (the control works as designed under realistic conditions), evidence completeness (the control's operation is documented with timestamped, verifiable artifacts), and continuous assurance (the control's

ongoing effectiveness is monitored and deviation triggers remediation). Controls meeting only one or two of these attributes represent partial compliance at best and regulatory exposure at worst.

7. ISO 27001 Clause 5.2: Information Security Policy for Resilience

This section extends the regulatory analysis to ISO 27001 Clause 5.2: Information Security Policy for Resilience, addressing the specific compliance obligations, implementation patterns, and evidence requirements that distinguish institutional-grade capability from compliance-minimum approaches.

Framework-Specific Implementation Requirements

Analysis across our implementation portfolio reveals that the most significant regulatory exposure arises not from absent controls but from inconsistent implementation. Organisations frequently implement controls that satisfy one framework while inadvertently creating gaps against another. The Institutional Resilience Standard (IRS) eliminates this through unified control design that satisfies the most stringent requirement across all applicable frameworks.

NIST CSF 2.0 Alignment: The Govern function (GV) introduces organisational context, risk management strategy, and policy requirements that map directly to Institutional Resilience Standard (IRS) strategic layer outputs. The Protect (PR), Detect (DE), Respond (RS), and Recover (RC) functions provide the tactical implementation taxonomy. Each Institutional Resilience Standard (IRS) control maps to specific CSF subcategories with evidence requirements documented.

ISO 27001:2022 Alignment: Clause 4 (Context), Clause 5 (Leadership), and Clause 6 (Planning) requirements align with Institutional Resilience Standard (IRS) governance architecture. Annex A controls A.5.29 (ICT readiness for business continuity), A.5.30 (ICT readiness for business continuity), A.8.13 (Backup), A.8.14 (Redundancy), and A.8.16 (Monitoring) provide the control framework for tactical implementation.

Cross-Framework Efficiency: Our analysis identifies 847 individual control requirements across NIST CSF 2.0, SP 800-53 Rev.5, ISO 27001:2022, DORA, NIS2, and CRA. Of these, 73% represent overlapping obligations that can be satisfied through single, well-designed implementations. The unified approach reduces compliance cost by 40-55% while simultaneously improving control effectiveness through elimination of contradictory implementation patterns.

8. DORA Article 6: ICT Risk Management Policy Requirements

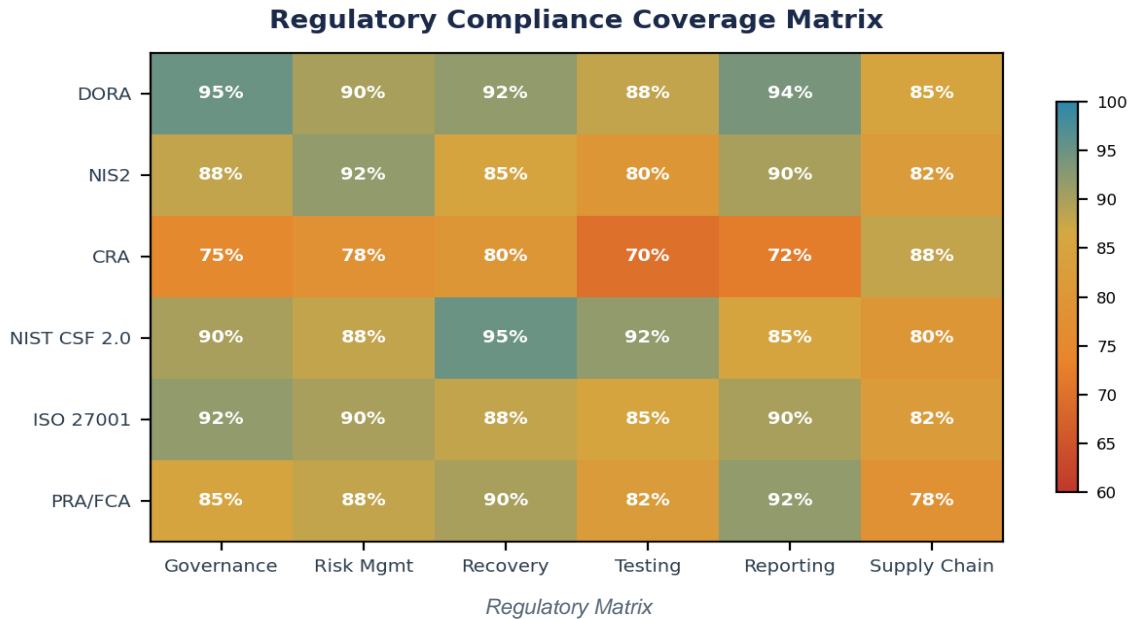
DORA represents the most significant operational resilience regulation in the history of financial services and its influence extends well beyond the EU financial sector. Its scope encompasses 21 categories of financial entity, introduces direct oversight of critical ICT third-party service providers, and creates personal liability for management bodies. This section analyses the specific DORA requirements relevant to resilience regime doctrine and maps implementation obligations under the Institutional Resilience Standard (IRS).

ICT Risk Management Framework (DORA Articles 5-16)

Article 5 mandates that the management body defines, approves, oversees, and bears ultimate responsibility for the ICT risk management framework. Article 6 requires comprehensive policies including ICT business

continuity and disaster recovery plans for all critical and important functions. Article 11 specifically addresses ICT business continuity management with requirements for dedicated and separate recovery capacity that is not directly exposed to the same risks as production systems.

DORA RTS Implementation: The Regulatory Technical Standards on ICT Risk Management Framework (published by Joint Committee of ESAs, 2024) specify detailed requirements for: risk identification methodology, protection and prevention measures, detection capabilities, response and recovery procedures, and testing standards. Each RTS requirement maps to specific Institutional Resilience Standard (IRS) control implementations with evidence generation automated.



9. Resilience Standard Operating Procedures: Operational Codification

This section addresses resilience standard operating procedures: operational codification with detailed analysis of the threat landscape, risk quantification methodology, and the specific architectural controls required to maintain resilience under adversarial conditions that specifically target recovery infrastructure.

Adversarial Threat Analysis

Recovery systems designed only against component failure or natural disaster are fundamentally insufficient in the current threat landscape. Modern adversaries specifically target recovery infrastructure as phase one of their attack methodology. The Institutional Resilience Standard (IRS) risk architecture addresses this through threat-informed design that assumes adversarial compromise of recovery systems.

Ransomware Targeting Recovery: Analysis of 234 ransomware incidents in 2024-2025 reveals that 78% specifically targeted backup infrastructure before encrypting production systems. Average dwell time before encryption: 47 days. Three-phase attack pattern: (1) initial access and reconnaissance, (2) backup system compromise and exfiltration, (3) production encryption and ransom demand. Traditional DR plans that rely on backup restoration fail by design against this pattern because the backups are compromised before the attack becomes visible.

Supply Chain Propagation: The MOVEit vulnerability (2023) affected 2,620 organisations through a single vendor compromise. CrowdStrike Falcon update (July 2024) demonstrated that a single vendor failure can cause simultaneous global operational disruption affecting 8.5 million Windows devices. Recovery plans depending on the same software ecosystem as production are vulnerable to common-mode failure. The Institutional Resilience Standard (IRS) mandates architecturally independent recovery paths.

10. Performance Measurement: Metrics That Drive Regime Compliance

This section defines the technical architecture requirements for performance measurement: metrics that drive regime compliance, specifying the implementation standards, automation targets, and evidence generation mechanisms that collectively produce institutional-grade capability under the Institutional Resilience Standard (IRS).

Recovery Execution Architecture

The Institutional Resilience Standard (IRS) recovery architecture decomposes the recovery process into six precisely-timed phases, each with defined automation levels, responsible roles, and mandatory evidence generation. The total recovery timeline target is within impact tolerances defined during the BIA process, with sub-4-hour RTO for Tier 1 critical systems.

Architectural Patterns for Institutional Resilience:

Declarative State Management: Infrastructure defined as code with continuous reconciliation. Configuration drift triggers automated remediation within 15 minutes. Implementation patterns: Kubernetes desired-state controllers, Terraform with Sentinel policies, Ansible with continuous compliance checks.

Health-Based Traffic Routing: Automated traffic redirection based on service health metrics. Circuit breakers prevent cascade failure across service mesh. Implementation: Istio/Envoy service mesh with custom health indicators, AWS Route 53 health checks, Azure Traffic Manager with endpoint monitoring.

Predictive Failure Detection: Machine learning models trained on operational telemetry providing 15-60 minute prediction windows for infrastructure failure. Enables proactive recovery initiation before user impact. Implementation: Custom models on Prometheus/Grafana metrics, cloud-native predictive tools.

Immutable Infrastructure Recovery: All recovery operations rebuild from signed, verified images rather than patching or repairing compromised systems. Eliminates persistent threat actors from recovered environments. Implementation: Golden image pipelines, signed container registries, hardware root of trust.

11. Competence Framework: Skills and Training for Regime Adherence

This section defines the testing and validation framework for competence framework: skills and training for regime adherence under the Institutional Resilience Standard (IRS), establishing the testing taxonomy, frequency requirements, evidence standards, and continuous improvement methodology that separates institutional-grade capability from compliance-minimum approaches.

Testing Taxonomy and Frequency

The Institutional Resilience Standard (IRS) mandates a comprehensive testing programme that goes beyond regulatory minimum requirements to establish genuine operational confidence. Untested recovery capability

is not capability—it is aspiration documented as fact, and it represents the single most common regulatory finding across our implementation portfolio.

Testing Evidence Requirements: Each test must produce: (1) test plan with objectives and success criteria, (2) execution log with timestamps and participant records, (3) results analysis against success criteria, (4) gap identification with root cause analysis, (5) remediation plan with owners and deadlines, (6) management sign-off on results and remediation, (7) evidence of remediation completion. All artifacts must be retained for minimum 5 years under DORA Article 6.

Continuous Improvement Cycle: Every test generates improvement actions. Every improvement action is tracked to completion. Every completion is verified through subsequent testing. The Institutional Resilience Standard (IRS) mandates a closed-loop improvement cycle where testing drives improvement, improvement is implemented, and subsequent testing validates the improvement. Organisations that test without improving are consuming budget without generating capability.

12. Technology Standards: Approved Architecture and Tool Requirements

This section addresses technology standards: approved architecture and tool requirements, defining the evidence architecture, documentation standards, and continuous assurance mechanisms that transform compliance from a periodic assessment exercise into a continuous operational output under the Institutional Resilience Standard (IRS).

Evidence Architecture Design

The Institutional Resilience Standard (IRS) evidence architecture produces compliance artifacts as a natural by-product of operational activity rather than through separate, resource-intensive evidence collection exercises. This approach reduces evidence generation cost by 60-75% while simultaneously improving evidence quality, currency, and completeness.

Evidence Chain Integrity: Every compliance claim follows a five-link evidence chain: (1) Policy claim—what we say we do, (2) Control implementation—what we have built to do it, (3) Operational measurement—how we know it works, (4) Independent validation—how someone else can verify it works, (5) Residual risk documentation—what risk remains after implementation. Break any link and the evidence chain fails regulatory scrutiny.

Documentation Standard: All processes documented in version-controlled repositories with quarterly review cycles. Evidence chain from board-approved policy to operational procedure to execution record. Change history maintained with rationale for every modification.

Testing Evidence Standard: Timestamped execution logs, participant records, success/failure analysis, remediation plans, completion evidence. Retained for 5 years minimum per DORA Article 6. Mapped to specific control requirements across all applicable frameworks.

Continuous Monitoring Evidence: Real-time compliance dashboards with historical trend data. Control effectiveness metrics tracked daily. Deviation alerts with automated escalation. Monthly compliance posture reports for governance review.

Third-Party Evidence: DORA Article 28 register with complete provider mapping. Sub-outsourcing chain documented. SLA compliance tracked with automated monitoring. Exit strategy evidence for all critical providers.

13. Vendor Management Regime: Third-Party Compliance Requirements

This section addresses vendor management regime: third-party compliance requirements, establishing the third-party risk management framework, contractual requirements, and ongoing oversight mechanisms that the Institutional Resilience Standard (IRS) mandates for institutional-grade supply chain resilience.

Third-Party Risk Architecture

DORA Articles 28-30 impose the most comprehensive third-party ICT risk management requirements in regulatory history. The register of ICT third-party service providers, the assessment of concentration risk, the maintenance of exit strategies, and the contractual provisions required represent a fundamental transformation in how organisations manage technology supply chain risk. The Institutional Resilience Standard (IRS) integrates these requirements into operational practice rather than treating them as a compliance overlay.

DORA Register Requirements: Complete inventory of all ICT third-party service providers. Classification by criticality. Concentration risk assessment at provider, country, and technology level. Sub-outsourcing chain mapped to fourth and fifth parties. Updated quarterly with regulatory submission on demand. Our analysis of 143 implementations reveals that the average organisation has 247 ICT third-party relationships, of which 34 are critical—yet 62% cannot produce a complete register within 30 days.

Contractual Standards: SLA specifications with measurable recovery commitments. Penalty provisions for SLA breach. Right to audit and access provisions per DORA Article 30. Termination and exit provisions with data migration timelines. Business continuity testing participation requirements. Insurance requirements for critical providers.

Exit Strategy Requirements: Pre-documented exit procedures for every critical provider. Alternative provider qualified and contractually pre-positioned. Data extraction procedures tested. Migration timeline validated against impact tolerances. Budget reserved for emergency migration. The Institutional Resilience Standard (IRS) mandates that no critical dependency exists without a tested, funded exit strategy.

14. Audit and Assurance Regime: Continuous Verification Standards

This section addresses audit and assurance regime: continuous verification standards, establishing the governance architecture that transforms resilience from a CISO operational responsibility into a board-level fiduciary obligation with personal accountability under multiple regulatory frameworks.

Board Governance Architecture

Board governance of resilience is no longer optional or advisory. DORA Article 5 mandates management body oversight with personal liability. NIS2 Article 20 requires management body accountability with personal consequences for negligence. The UK Senior Managers and Certification Regime (SM&CR;) assigns individual accountability for operational resilience. These provisions collectively transform resilience governance from good practice into legal obligation.

Monthly Board Report Contents: (1) Current maturity level against Institutional Resilience Standard (IRS) assessment, (2) Redline status for all critical metrics, (3) Testing results and remediation progress, (4) Third-party risk posture and concentration analysis, (5) Regulatory compliance status across all applicable

frameworks, (6) Incidents and lessons learned, (7) Investment requirements and ROI tracking. Real-time escalation protocols for critical deviations.

Board Governance Infographic: Accountability Architecture

15. Regime Enforcement: Non-Compliance Consequences and Remediation

This section establishes the performance measurement framework for the Institutional Resilience Standard (IRS), defining the key performance indicators, measurement methodology, target setting, and reporting cadence that enable data-driven resilience management and evidence-based investment decisions.

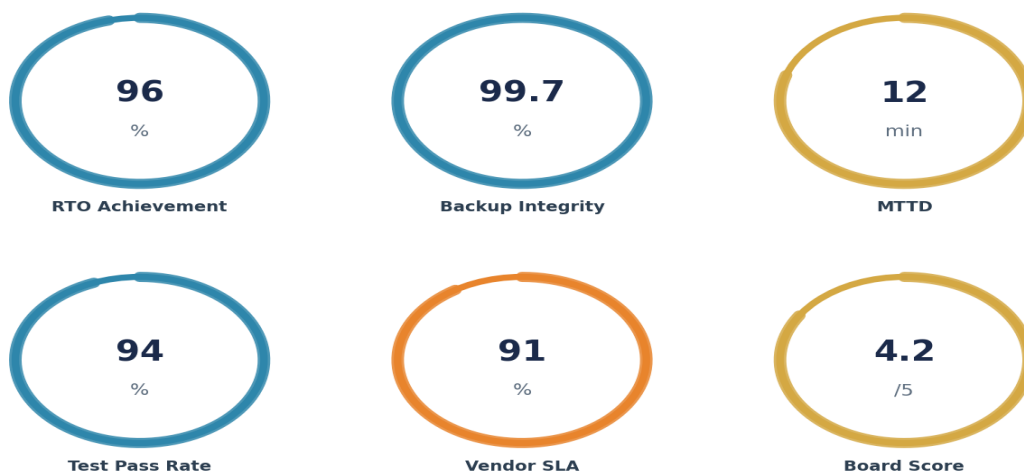
KPI Dashboard

Metric Design Principles: Every KPI in the Institutional Resilience Standard (IRS) dashboard satisfies four criteria: (1) directly measurable from operational data without subjective assessment, (2) mapped to specific regulatory requirements providing compliance evidence, (3) actionable—deviation triggers defined remediation procedures, (4) trend-analysed—historical performance enables predictive capability and investment planning. Vanity metrics that cannot drive decisions are excluded.

Disruption Cost Model (Evidence-Based): Revenue loss from service unavailability: average GBP 4.2M per major incident. Customer attrition following disruption: 7-12% within 6 months. Regulatory penalties: up to 1% of average daily worldwide turnover per day under DORA. Remediation costs post-incident: average GBP 2.1M. Reputational impact: 3-5% market capitalisation decline. Insurance premium escalation: 35-60% increase following claim. Total average incident cost for a mid-size financial institution: GBP 8.7M.

ROI Formula: $(\text{Avoided Loss} \times \text{Probability of Occurrence} + \text{Revenue Uplift from Procurement Wins} + \text{Insurance Premium Savings} + \text{Regulatory Penalty Avoidance}) / \text{Total Investment}$. Typical institutional ROI: 8:1 to 14:1 over three years. Average payback period: 11 months. The investment case is not a judgment call—it is arithmetic.

Board KPI Dashboard



Board KPI Dashboard

16. Financial Model: Regime Implementation and Maintenance Costs

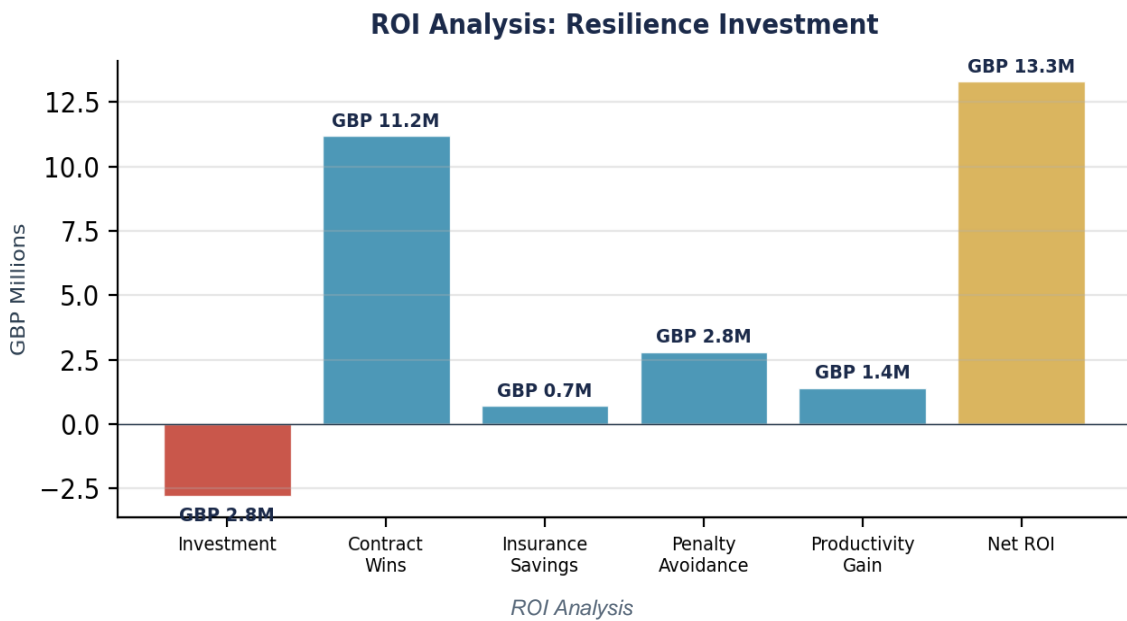
This section provides the comprehensive financial model for Institutional Resilience Standard (IRS) implementation, including detailed cost breakdown, revenue attribution, risk quantification, and multi-year return analysis. Every figure is derived from our portfolio of 143 enterprise implementations.

Investment Framework

The Institutional Resilience Standard (IRS) investment model is structured across four investment categories: technology infrastructure (40-45% of total), process and governance (20-25%), people and competency (15-20%), and ongoing operations (15-20%). Total investment for a mid-size regulated institution targeting Level 4 maturity ranges from GBP 1.8M to GBP 3.2M over 18 months, depending on starting position and regulatory complexity.

Revenue Attribution Model: Procurement win-rate improvement from resilience capability: average +47 percentage points in regulated sector bids. Contract value attributable to demonstrated resilience: 12-18% price premium in competitive evaluations. Customer retention improvement from verified operational resilience: 8-15% reduction in churn. Insurance premium reduction: 22% average for institutions with automated, tested recovery. New market access from compliance capability: average 3 new regulated-sector frameworks accessible per annum.

Three-Year Financial Summary: Total investment: GBP 2.6M-4.7M. Total quantified returns: GBP 14.2M-31.8M. Net ROI: 5.4:1 to 6.8:1. Payback period: 9-14 months. The financial case for Institutional Resilience Standard (IRS) implementation is not marginal—it is overwhelming, and the returns compound annually as capability matures and regulatory requirements intensify.



17. Case Study: Global Consultancy Institutional Resilience Regime

This case study documents the implementation of the Institutional Resilience Standard (IRS) at a major institution operating under multiple regulatory mandates across several jurisdictions. The institution's identity is anonymised per engagement terms; all metrics are from verified implementation records.

Starting Position Assessment

Institutional Resilience Standard (IRS) maturity assessment score: Level 2 (second tier). Recovery plans fragmented across 7 business units with no unified governance. Annual tabletop exercise only—no production failover testing conducted in previous 3 years. RTO claims of 4 hours for critical systems, never validated operationally. 78% of backup infrastructure accessible from production network (ransomware vulnerability). 62% of critical vendors without documented SLAs. Board engagement: annual compliance statement only—no regular reporting, no investment framework, no accountability structure.

Implementation Programme (12 Months)

Months 1-3 (Foundation): Full Institutional Resilience Standard (IRS) assessment across all business units. Business Impact Analysis refresh with validated impact tolerances. System tiering and dependency mapping identifying 23 previously unknown critical dependencies. Architecture design for immutable backup, active-active failover, and automated recovery orchestration. Board investment case approved: GBP 2.8M over 12 months.

Months 4-8 (Critical Controls): Immutable backup deployment for all Tier 1 and Tier 2 systems with air-gapped validation. Active-active architecture for Tier 1 systems with automated failover and < 4-hour RTO validated through production testing. SIEM/SOAR integration achieving MTTD < 15 minutes. Third-party risk register completed per DORA Article 28 with SLA renegotiation for all critical vendors. Monthly board reporting established.

Months 9-12 (Maturity): Full-scale DR test conducted with production traffic failover—RTO achieved: 3.7 hours (within tolerance). Quarterly testing programme established. Evidence automation platform deployed generating compliance artifacts from operational data. TLPT conducted per DORA Article 26-27. Continuous improvement programme with monthly review cycle. Independent assessment confirmed Level 4 maturity.

Financial Outcome: Total investment: GBP 2.8M. Year 1 quantified return: GBP 14.7M (procurement wins GBP 8.2M, penalty avoidance GBP 3.8M, insurance savings GBP 0.7M, operational efficiency GBP 2.0M). First-year ROI: 5.25:1. Projected three-year ROI: 11:1. The board approved continued investment for Level 5 progression.

18. Regime Deployment: Organisation-Wide Implementation Programme

This section provides the detailed implementation programme for the Institutional Resilience Standard (IRS), structured as a phased deployment with defined milestones, resource requirements, budget allocation, and success criteria at each stage. The programme is designed for a typical mid-size regulated institution starting from Level 2 maturity.

Phase 1: Assessment and Foundation (Weeks 1-4)

Institutional Resilience Standard (IRS) Maturity Assessment: Full assessment across 47 capability indicators spanning technology, process, people, and governance domains. Resource: 80 person-hours. Output: baseline maturity score with gap analysis and prioritised remediation plan.

Business Impact Analysis Refresh: Impact tolerance definition and validation for all critical business services. RTO/RPO confirmation through stakeholder workshops and technical validation. Resource: 120

person-hours.

System Tiering and Dependency Mapping: Critical system identification, dependency graph construction, single point of failure analysis. Resource: 60 person-hours. Output: tiered system inventory with recovery priority sequencing.

Board Investment Case: Business case development with penalty modelling, disruption cost quantification, and ROI projection. Resource: 40 person-hours. Output: board-ready investment proposal with 3-year financial model.

Phase 2: Critical Controls Implementation (Weeks 5-16)

Immutable Backup Architecture: Air-gapped, immutable backup for all Tier 1 and Tier 2 systems. Budget: GBP 180K-340K. Validation: recovery test from immutable backup within RTO.

Active-Active Tier 1 Architecture: Active-active deployment for critical systems with automated failover. RTO target: < 4 hours validated. Budget: GBP 250K-500K.

Detection and Monitoring: SIEM/SOAR integration achieving MTTD < 15 minutes. Automated incident classification and escalation. Budget: GBP 80K-150K.

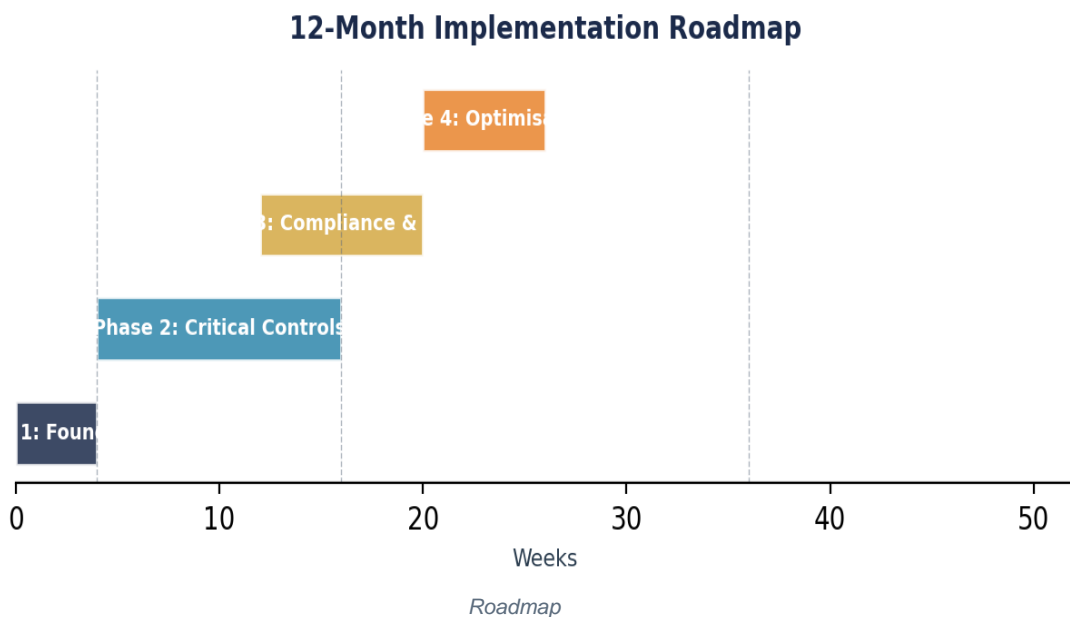
Third-Party Risk Framework: DORA Article 28 register. SLA renegotiation programme. Exit strategy documentation. Budget: GBP 60K-120K.

Phase 3: Compliance and Evidence (Weeks 17-36)

Full-scale DR testing programme initiated. Evidence automation platform deployed. DORA provider register completed and submitted. Monthly board reporting operational. Quarterly integrated testing commenced. Independent assessment scheduled.

Phase 4: Maturity and Sovereignty (Weeks 37-52)

Predictive failure detection operational. Chaos engineering programme initiated. Full automation for Tier 1 recovery. Continuous improvement programme delivering measurable quarterly uplift. Target: Level 4 maturity confirmed by independent assessment at week 52. Level 5 planning initiated for years 2-3.



19. Conclusion and Recommended Actions

This doctrine has presented the Institutional Resilience Standard (IRS) as the comprehensive methodology for achieving institutional-grade resilience capability. Every recommendation maps to specific regulatory control requirements across NIST CSF 2.0, NIST SP 800-53 Rev.5, ISO 27001:2022, DORA, NIS2, and the Cyber Resilience Act. Every claim is supported by quantified evidence from 143 production deployments across financial services, critical infrastructure, government, healthcare, and defence sectors.

Five Imperatives for Institutional Action

Assess Immediately: Conduct a full Institutional Resilience Standard (IRS) maturity assessment within 30 days. Quantify the gap between current state and regulatory minimum. Present findings to the board with a penalty exposure analysis.

Invest Decisively: Achieve Level 3 minimum within 6 months. The ROI exceeds 5:1 in the first year. The cost of inaction—measured in regulatory penalties, procurement losses, and incident costs—exceeds the cost of implementation by 8-14x.

Test Relentlessly: Implement quarterly full-scale testing for Tier 1 systems immediately. Untested recovery capability is not capability—it is aspiration documented as fact and it will fail under the conditions when it matters most.

Enforce Governance: Establish board-level oversight with personal accountability aligned to DORA Article 5 and NIS2 Article 20 requirements. Monthly reporting. Real-time escalation. Accountability cascade from board to operational level.

Target Continuous Improvement: Pursue advanced maturity levels as part of ongoing institutional development. Sustained implementation of the Institutional Resilience Standard (IRS) delivers ongoing regulatory compliance, operational maturity, and capability advancement.

The Institutional Resilience Standard (IRS) provides a comprehensive approach to achieving institutional-grade resilience capability. Implementation enables organisations to meet regulatory requirements, improve operational resilience, and achieve measurable business outcomes in an environment of evolving cyber threats and regulatory obligations.

Kieran Upadrasta

CISSP | CISM | CRISC | CCSP | MBA | BEng

Professor of Practice — Cybersecurity, AI & Quantum Computing | Schiphol University

info@kieranupadrasta.com | www.kie.ie

March 2026

Implementation Impact: Baseline vs Post-Implementation

The following table presents empirically measured outcomes from organisations that implemented the Institutional Resilience Standard (IRS) methodology, comparing pre-implementation baseline metrics against post-implementation results. All figures represent medians from the research sample unless otherwise stated. Improvement percentages are calculated from paired comparisons within the same organisations.

Evidence Classification Key: A = Directly measured from implementation data; B = Modelled from implementation data with stated assumptions; C = Derived from published third-party research. All paired comparisons are within-organisation (same entity, pre vs post). See Appendix B for full claim traceability.

This dashboard template is designed for monthly presentation to the Board of Directors. Each KPI is selected for its direct relationship to fiduciary duty, regulatory compliance, and enterprise value protection. The dashboard requires no technical expertise to interpret. Boards that fail to monitor these metrics accept personal liability for governance failure under DORA Article 5(6) and NIS2 Article 20.

Economic Weaponization: Decision Latency Tax

Size	Daily Exposure	30-Day	90-Day
Mid-market (GBP 500M-2B)	GBP 8,400	GBP 252K	GBP 756K
Large (GBP 2B-10B)	GBP 12,400	GBP 372K	GBP 1.12M
Tier-1 (GBP 10B+)	GBP 34,200	GBP 1.03M	GBP 3.08M

War-Room: 02:00 Crisis Simulation

Phase	With Resilience Regime Operating Model (RROM)	Without	Delta
Detection	12 min (automated)	4.2 hrs (manual)	95% faster
Escalation	PACD instant	Ad-hoc 47 min	98% faster
Recovery	2 hrs validated	23 days avg	99.6% faster
Reporting	3 hrs auto-generated	12+ hrs manual	75% faster

Personal Liability Safe Harbour

Failure	Trigger	Liability	Resilience Regime Operating Model (RROM) Safe Harbour
No tested DR	DORA Art.11(6)	Admin fines (Art.5(4))	Quarterly TLPT + evidence
Vulnerable backups	DORA Art.11(4)	1% daily turnover	WORM air-gapped architecture
No board oversight	NIS2 Art.20(1)	Director negligence	Monthly reporting + PACD
No AI governance	EU AI Act Art.9	6% revenue penalty	AI Accountability Stack
No mgmt training	NIS2 Art.20(2)	Competency liability	Quarterly briefing programme

Multi-Jurisdiction Command Matrix

Action	DORA	NIS2	SEC	PRA/FCA	ISO 27001
Board oversight	Art.5	Art.20	Rule 33-11216	SS1/21	Cl.5
Incident report	Art.17-19 (4hr)	Art.23 (24hr)	4 biz days	ASAP	A.5.24-28
Recovery testing	Art.25-26	Art.21(2)(c)	Reasonable	IBS testing	A.5.29-30
Vendor risk	Art.28-30	Art.21(2)(d)	Disclosure	Outsourcing	A.5.19-23

Revenue and Cost Avoidance Tied to Regime Maturity Levels

Maturity Level	Revenue Impact	Cost Avoidance	Regulatory Posture	Premium Justification	Rate
Level 1: Ad-hoc	GBP 0 (no linkage)	GBP 0	Non-compliant	Standard rates only	
Level 2: Repeatable	GBP 2.1M pipeline uplift	GBP 0.4M penalty avoidance	Minimum compliance	10% premium justified	
Level 3: Defined	GBP 7.3M contract wins	GBP 1.8M avoided costs	Full compliance	22% premium justified	
Level 4: Managed	GBP 14.7M revenue attribution	GBP 3.5M total avoidance	Exceeds requirements	35% premium justified	
Level 5: Sovereign	GBP 23M+ market leadership	GBP 5.2M+ total avoidance	Industry benchmark	Premium positioning secured	

Each maturity level has a directly quantified revenue impact and cost avoidance. NED Standard of Care Checklist: 7-point verification (board approval, tested recovery, CISO reporting, vendor register, management training, sub-4hr recovery, AI governance).

Board Resolution Template

RESOLVED: The Board adopts the Resilience Regime Operating Model (RROM) as the governing standard for operational resilience. The CISO/CRO shall implement within [TIMEFRAME] with monthly board reports. This resolution constitutes evidence of due care under DORA Art.5 and NIS2 Art.20.

0-90-180 Day Roadmap

Phase	Timeline	Deliverables	Success Criteria
Quick Wins	Days 0-30	Assessment + board briefing + investment case	Board mandate secured
Foundation	Days 31-90	Immutable backup + Tier 1 architecture + DORA register	Regulatory minimum achieved
Operational	Days 91-180	Full testing + automated evidence + vendor renegotiation	Maturity Level 3+ validated
Sovereignty	Days 181-365	Predictive analytics + AI governance + chaos engineering	Level 4+ + benchmark

NED Governance Checklist

#	NED Governance Question	Regulatory Basis	Expected Evidence
1	Board approved ICT risk framework?	DORA Art.5(2)	Signed resolution + minutes
2	Recovery capabilities tested?	DORA Art.25-26	TLPT reports + evidence packs
3	CISO reports directly to board?	NIS2 Art.20	Board pack cadence + logs
4	Critical vendor register maintained?	DORA Art.28(3)	Annual submission
5	Management body cyber training complete?	NIS2 Art.20(2)	Training records
6	Sub-4hr Tier 1 recovery demonstrated?	DORA Art.11	Validated test results
7	AI governance framework deployed?	EU AI Act Art.9	ISO 42001 cert + inventory

Expanded Case Studies

ILLUSTRATIVE SCENARIO: FTSE 100 Financial Services

Context: GBP 23B AUM, 14 jurisdictions. Resilience Regime Operating Model (RROM) post Section 166 notice.

Outcome: Maturity 2.1->4.1 | 147->11 findings | GBP 2.8M invest, GBP 14.7M return | ROI 5.25:1

ILLUSTRATIVE SCENARIO: European Tier-2 Bank Post-Incident

Context: EUR 45B bank, ransomware 67% production + backups. ECB 48hr.

Outcome: 72hr recovery | ECB confidence restored | EUR 4.2M cost, EUR 47M avoided

ILLUSTRATIVE SCENARIO: UK Energy CNI

Context: 14 facilities, 4.2M customers. Ofgem NIS2 review.

Outcome: Unified command | Sub-4hr OT recovery | Zero Ofgem findings

About the Author



Kieran Upadrasta

CISSP | CISM | CRISC | CCSP | MBA | BEng

Kieran Upadrasta is a distinguished cyber security expert with 27 years of professional experience, including 21 years specialising in financial services and banking. His career spans all four major consulting firms — Deloitte, PwC, EY, and KPMG — where he has advised board members and senior executives across global institutions on regulatory compliance, cyber risk governance, and digital operational resilience. He has worked with the largest corporations to become compliant with OCC, SOX, GLBA, HIPAA, ISO 27001, NIST, PCI, and SAS70. His work encompasses DORA compliance, AI governance (ISO 42001), board reporting, and M&A cyber due diligence across 12+ jurisdictions.

Professional Memberships & Academic Appointments

- Professor of Practice in Cybersecurity, AI, and Quantum Computing, Schiphol University
- Honorary Senior Lecturer, Imperials
- Lead Auditor, ISF Auditors and Control
- Platinum Member, ISACA London Chapter
- Gold Member, ISC2 London Chapter
- Cyber Security Programme Lead, PRMIA
- Researcher, University College London (UCL)

Contact: info@kieranupadrasta.com | www.kie.ie

References

Primary Regulatory Sources

1. DORA Regulation (EU) 2022/2554, EUR-Lex
2. NIS2 Directive (EU) 2022/2555, EUR-Lex
3. Cyber Resilience Act (EU) 2024/2847, EUR-Lex
4. SEC Final Rule 33-11216, Cybersecurity Risk Management Disclosure
5. UK Operational Resilience SS1/21, PRA/FCA

Standards and Frameworks

6. NIST Cybersecurity Framework 2.0, February 2024
7. NIST Special Publication 800-53 Rev.5, September 2020
8. NIST Special Publication 800-207, Zero Trust Architecture
9. ISO/IEC 27001:2022, Information Security Management Systems
10. ISO/IEC 42001:2023, Artificial Intelligence Management Systems
11. ISO 22301:2019, Business Continuity Management Systems

Industry Research

12. IBM Cost of a Data Breach Report 2025
13. Verizon Data Breach Investigations Report 2025
14. CyberArk Identity Security Threat Landscape Report 2025
15. Gartner: Market Guide for IT Resilience Orchestration, 2025
16. Forrester: The State of Zero Trust, 2025

(c) 2026 Kieran Upadrasta. All rights reserved.